

Discover our

Micro Tools

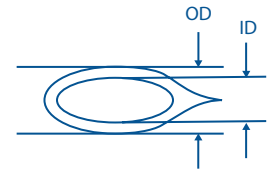


- High quality and consistency
- Precise manipulation for ART and PGT
- Handcrafted by highly skilled professionals
- Strict quality control with individual inspection of each pipette
- Co-developed and designed together with major clinics in Japan
- Packaged individually in easy-to-open color-coded containers

ICSI Injection Pipettes

For intracytoplasmic injection of sperm inside the oocyte.

- Spiked tip to minimize damage to oocyte
- Smooth handling of sperm and cytoplasm
- Long or short parallel walls



Type	Code	Inner Diameter (μm)	Tip Bend Angle (°)	Tip to Elbow Length (mm)
Short Parallel Walls	MT-INJ-2S45-30	4-4.5	30	0.70
	MT-INJ-2S45-35	4-4.5	35	0.70
	MT-INJ-2L45-30	4-4.5	30	1.00
	MT-INJ-2L45-35	4-4.5	35	1.00
	MT-INJ-2S50-30	4.5-5	30	0.70
	MT-INJ-2S50-35	4.5-5	35	0.70
	MT-INJ-2L50-30	4.5-5	30	1.00
	MT-INJ-2L50-35	4.5-5	35	1.00
	MT-INJ-2S55-30	5-5.5	30	0.70
	MT-INJ-2S55-35	5-5.5	35	0.70
	MT-INJ-2L55-30	5-5.5	30	1.00
	MT-INJ-2L55-35	5-5.5	35	1.00

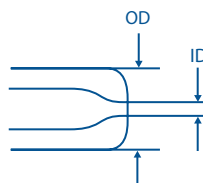
Type	Code	Inner Diameter (μm)	Tip Bend Angle (°)	Tip to Elbow Length (mm)
Long Parallel Walls "Slim Type"	MT-INJ-1S45-30	4-4.5	30	0.50
	MT-INJ-1S45-35	4-4.5	35	0.50
	MT-INJ-1L45-30	4-4.5	30	1.00
	MT-INJ-1L45-35	4-4.5	35	1.00
	MT-INJ-1S50-30	4.5-5	30	0.50
	MT-INJ-1S50-35	4.5-5	35	0.50
	MT-INJ-1L50-30	4.5-5	30	1.00
	MT-INJ-1L50-35	4.5-5	35	1.00
	MT-INJ-1S55-30	5-5.5	30	0.50
	MT-INJ-1S55-35	5-5.5	35	0.50
	MT-INJ-1L55-30	5-5.5	30	1.00
	MT-INJ-1L55-35	5-5.5	35	1.00

18 p.d. Laikomosios adatos
suderinamos su ICSI
injekcinėmis adatomis

Holding Pipettes

For holding oocyte, embryo, or blastocyst during intracytoplasmic sperm injection or PGT techniques.

- Smooth polished tip
- High level of control of specimen
- Different diameters available for different techniques

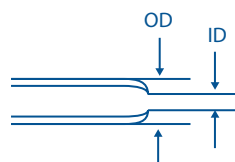


Code	Outer Diameter (μm)	Inner Diameter (μm)	Tip Bend Angle (°)	Tip to Elbow Length (mm)
MT-HD-100-30	100	15-20	30	0.60
MT-HD-100-35	100	15-20	35	0.60
MT-HD-120-30	120	15-20	30	0.60
MT-HD-120-35	120	15-20	35	0.60
MT-HD-120W-30	120	25-30	30	0.60
MT-HD-120W-35	120	25-30	35	0.60

Biopsy Pipettes

For removing a blastomere cell, trophectoderm cells or polar body for preimplantation genetic testing.

- Flat and polished tip to minimize damage to cell membranes
- Different sizes for blastomere, trophectoderm and polar body biopsies



Type	Code	Inner Diameter (μm)	Tip Bend Angle (°)	Tip Shape
Blastomere Biopsy	MT-BPBM-25-30	25	30	Flat
	MT-BPBM-25-35	25	35	Flat
	MT-BPBM-30-30	30	30	Flat
	MT-BPBM-30-35	30	35	Flat
	MT-BPBM-35-30	35	30	Flat
	MT-BPBM-35-35	35	35	Flat
Polar Body Biopsy	MT-BPPD-30	15	30	Flat
	MT-BPPD-35	15	35	Flat